



Location: ACL1 - City Hall

Report on 24-hour TSP monitoring

Action Level ($\mu\text{g}/\text{m}^3$) - 163

Limit Level ($\mu\text{g}/\text{m}^3$) - 260

Date	Sampling Time	Weather Condition	Filter paper no.	Filter Weight, g		Elapse Time, hr		Sampling Time, hr	Flow Rate, m^3/min			Total Volume, m^3	TSP Level, $\mu\text{g}/\text{m}^3$
				Initial	Final	Initial	Final		Initial, Q_{si}	Final, Q_{sf}	Average		
3-Jan-15	8:00	Fine	010802	2.7168	2.8463	20593.18	20617.18	24.00	1.22	1.22	1.22	1754	74.0
9-Jan-15	8:00	Fine	010061	2.7701	2.9572	20620.18	20644.18	24.00	1.22	1.22	1.22	1760	106.3
15-Jan-15	8:00	Fine	010930	2.7520	2.8740	20647.17	20671.17	24.00	1.22	1.22	1.22	1758	69.4
21-Jan-15	8:00	Fine	010986	2.7478	3.1371	20674.17	20698.17	24.00	1.25	1.25	1.25	1800	216.3
27-Jan-15	8:00	Cloudy	010869	2.7702	2.9053	20701.17	20725.17	24.00	1.21	1.22	1.22	1750	77.2

Report on 1-hour TSP monitoring

Action Level ($\mu\text{g}/\text{m}^3$) - 460

Limit Level ($\mu\text{g}/\text{m}^3$) - 500

Date	Sampling Time	Weather Condition	Filter paper no.	Filter Weight, g		Elapse Time, hr		Sampling Time, hr	Flow Rate, m^3/min			Total Volume, m^3	TSP Level, $\mu\text{g}/\text{m}^3$
				Initial	Final	Initial	Final		Initial, Q_{si}	Final, Q_{sf}	Average		
5-Jan-15	8:05	Cloudy	010960	2.7772	2.7811	20617.18	20618.18	1.00	1.21	1.21	1.21	73	54.0
5-Jan-15	9:13	Cloudy	009880	2.7576	2.7654	20618.18	20619.18	1.00	1.21	1.21	1.21	73	107.0
5-Jan-15	10:25	Cloudy	009883	2.7774	2.7841	20619.18	20620.18	1.00	1.21	1.21	1.21	73	92.0
10-Jan-15	9:06	Fine	011009	2.7934	2.8015	20644.18	20645.18	1.00	1.22	1.22	1.22	73	110.5
10-Jan-15	13:00	Fine	011012	2.7586	2.7641	20645.18	20646.18	1.00	1.22	1.22	1.22	73	75.1
10-Jan-15	14:16	Fine	011015	2.7363	2.7446	20646.18	20647.18	1.00	1.22	1.22	1.22	73	113.3
16-Jan-15	8:04	Fine	011018	2.7452	2.7487	20671.17	20672.17	1.00	1.22	1.22	1.22	73	47.9
16-Jan-15	9:10	Fine	010980	2.7509	2.7530	20672.17	20673.17	1.00	1.22	1.22	1.22	73	28.7
16-Jan-15	10:13	Fine	010983	2.7322	2.7336	20674.17	20675.17	1.00	1.22	1.22	1.22	73	19.1
22-Jan-15	8:06	Fine	010860	2.7645	2.7705	20698.17	20699.17	1.00	1.25	1.25	1.25	75	80.0
22-Jan-15	9:12	Fine	010863	2.7655	2.7698	20699.17	20700.17	1.00	1.25	1.25	1.25	75	57.3
22-Jan-15	10:19	Fine	010866	2.7844	2.7885	20700.17	20701.17	1.00	1.25	1.25	1.25	75	54.7
28-Jan-15	9:29	Cloudy	010989	2.7500	2.7533	20725.17	20726.17	1.00	1.18	1.18	1.18	71	46.4
28-Jan-15	10:35	Cloudy	009581	2.8333	2.8385	20726.17	20727.17	1.00	1.18	1.18	1.18	71	73.1
28-Jan-15	13:00	Cloudy	009583	2.8207	2.8253	20727.17	20728.17	1.00	1.18	1.18	1.18	71	64.7



Location: ACL2a - Contractor HK/2012/08 Site office

Report on 24-hour TSP monitoring

Action Level ($\mu\text{g}/\text{m}^3$) - 187.3

Limit Level ($\mu\text{g}/\text{m}^3$) - 260

Date	Sampling Time	Weather Condition	Filter paper no.	Filter Weight, g		Elapse Time, hr		Sampling Time, hr	Flow Rate, m^3/min			Total Volume, m^3	TSP Level, $\mu\text{g}/\text{m}^3$
				Initial	Final	Initial	Final		Initial, Q_{si}	Final, Q_{sf}	Average		
3-Jan-15	8:00	Fine	010682	2.7695	2.9431	2953.40	2977.40	24.00	1.19	1.18	1.19	1707	102.0
9-Jan-15	8:00	Fine	010833	2.7959	2.9954	2980.40	3004.40	24.00	1.10	1.10	1.10	1590	125.4
15-Jan-15	8:00	Fine	010928	2.7517	2.8612	3007.40	3031.40	24.00	1.11	1.10	1.10	1589	68.9
21-Jan-15	8:00	Fine	010887	2.7824	3.1021	3034.40	3058.40	24.00	1.10	1.10	1.10	1586	201.6
27-Jan-15	8:00	Cloudy	010884	2.7779	2.8992	3061.40	3085.40	24.00	1.13	1.13	1.13	1623	74.7

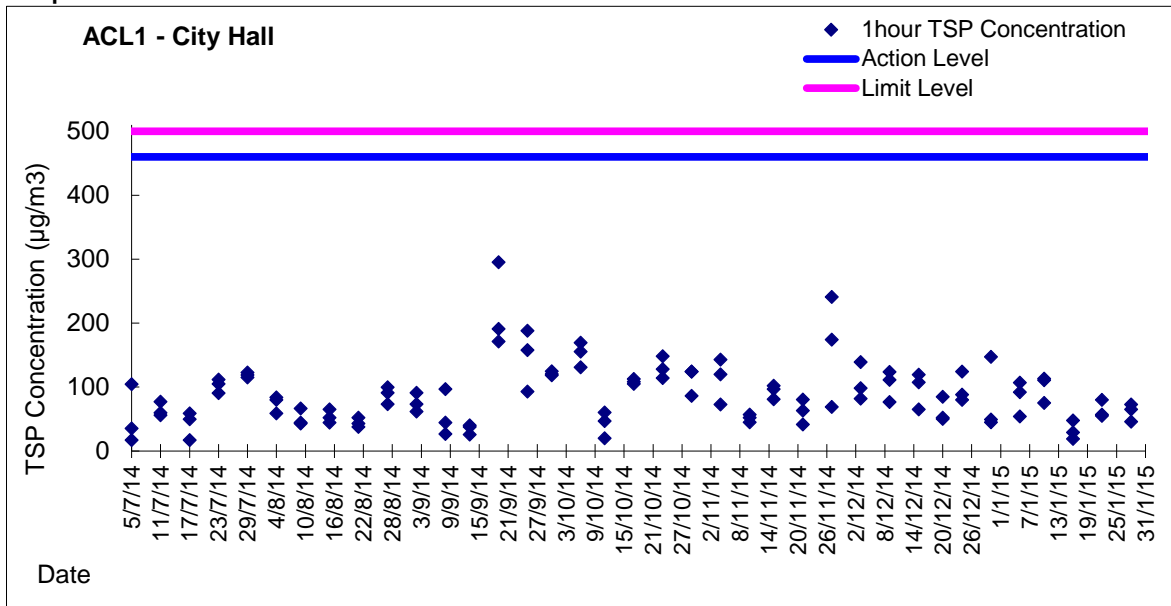
Report on 1-hour TSP monitoring

Action Level ($\mu\text{g}/\text{m}^3$) - 300.1

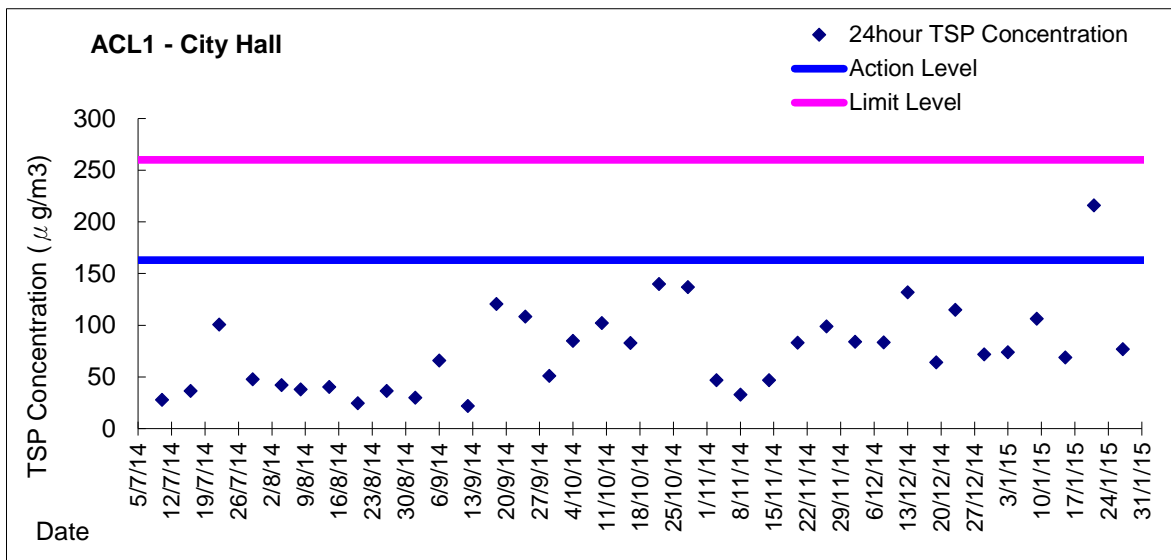
Limit Level ($\mu\text{g}/\text{m}^3$) - 500

Date	Sampling Time	Weather Condition	Filter paper no.	Filter Weight, g		Elapse Time, hr		Sampling Time, hr	Flow Rate, m^3/min			Total Volume, m^3	TSP Level, $\mu\text{g}/\text{m}^3$
				Initial	Final	Initial	Final		Initial, Q_{si}	Final, Q_{sf}	Average		
5-Jan-15	9:14	Cloudy	010963	2.7798	2.7873	2977.40	2978.40	1.00	1.21	1.21	1.21	72	104.0
5-Jan-15	10:16	Cloudy	010958	2.7789	2.7844	2978.40	2979.40	1.00	1.21	1.21	1.21	72	76.0
5-Jan-15	13:00	Cloudy	010955	2.7643	2.7742	2979.40	2980.40	1.00	1.21	1.21	1.21	72	137.0
10-Jan-15	9:22	Fine	010917	2.7546	2.7666	3004.40	3005.40	1.00	1.10	1.10	1.10	66	181.2
10-Jan-15	13:00	Fine	011023	2.7424	2.7483	3005.40	3006.40	1.00	1.10	1.10	1.10	66	89.1
10-Jan-15	14:05	Fine	010939	2.7538	2.7688	3006.40	3007.40	1.00	1.10	1.10	1.10	66	226.5
16-Jan-15	8:06	Fine	010990	2.7709	2.7740	3031.40	3032.40	1.00	1.10	1.10	1.10	66	46.9
16-Jan-15	9:11	Fine	010947	2.7669	2.7721	3032.40	3033.40	1.00	1.10	1.10	1.10	66	78.7
16-Jan-15	10:20	Fine	011021	2.7344	2.7455	3033.40	3034.40	1.00	1.10	1.10	1.10	66	167.9
22-Jan-15	13:00	Fine	010900	2.7819	2.7931	3058.40	3059.40	1.00	1.10	1.10	1.10	66	169.4
22-Jan-15	14:06	Fine	010878	2.7548	2.7627	3059.40	3060.40	1.00	1.10	1.10	1.10	66	119.5
22-Jan-15	15:13	Fine	010881	2.7852	2.7934	3060.40	3061.40	1.00	1.10	1.10	1.10	66	124.1
28-Jan-15	8:25	Cloudy	010903	2.7694	2.7759	3085.40	3086.40	1.00	1.16	1.16	1.16	69	93.7
28-Jan-15	9:33	Cloudy	010852	2.7641	2.7754	3086.40	3087.40	1.00	1.16	1.16	1.16	69	162.9
28-Jan-15	10:42	Cloudy	010855	2.7708	2.7842	3087.40	3088.40	1.00	1.16	1.16	1.16	69	193.2

Graphic Presentation of 1 hour TSP Result

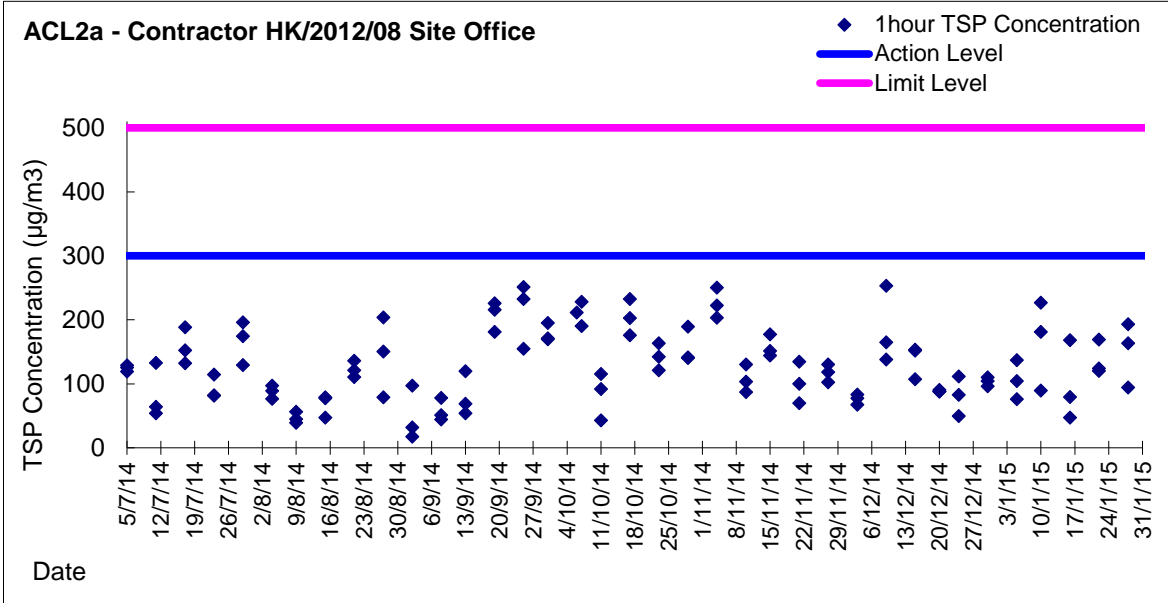


Graphic Presentation of 24 hour TSP Result





Graphic Presentation of 1 hour TSP Result



Graphic Presentation of 24 hour TSP Result

